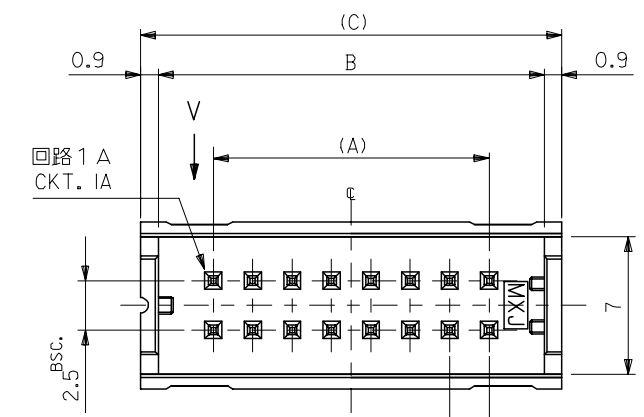


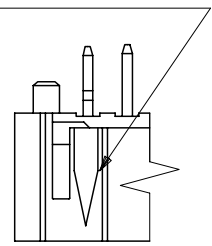
注記  
NOTES

1. 材料 :  
MATERIALS:  
ウエハー : ガラス入り 66ナイロン UL94V-0 色 : グレー  
WAFER : GLASS FILLED 66 NYLON UL94V-0, COLOR : GRAY  
ピン : 黄銅, スズメッキ  
PIN : BRASS, PRE-TINNED
2. 適合メスコネクター : 51089-\*\*\*5, 52478-\*\*\*15, 52484-\*\*\*15  
MATING CONNECTOR  
適合クリップ : 51094-\*\*\*00  
MATING CLIP
3. 推奨基板厚 :  
RECOMMENDED PCB THICKNESS : t
4. メッキ仕様  
TERMINAL PLATING  
表面メッキ : スズメッキ 1μm MIN.  
SURFACE PLATE : TIN 1μm MIN.  
下地メッキ : ニッケルメッキ 0.5μm MIN.  
UNDER PLATE : NICKEL 0.5μm MIN.

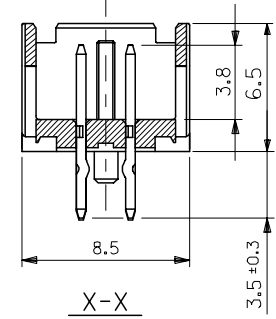
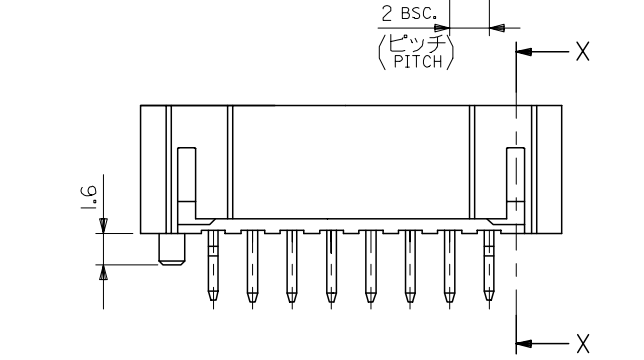
無鉛  
LEAD FREE



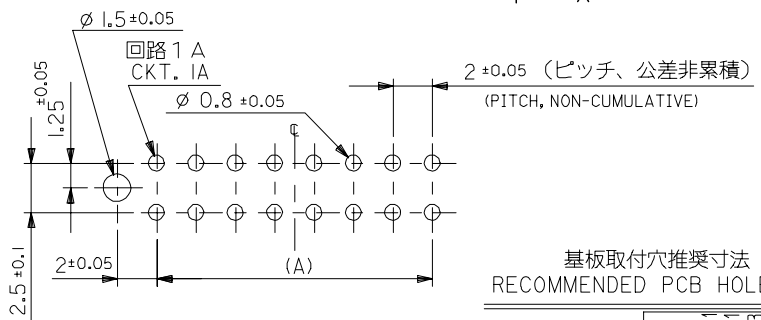
回路 1 A 表示  
CKT. 1A IDENTIFICATION



V



X-X



基板取付穴推奨寸法 (参考)  
RECOMMENDED PCB HOLE DIM.(REF.)

65.4	63.6	58	53313-6065	60
55.4	53.6	48	-5065	50
45.4	43.6	38	-4065	40
39.4	37.6	32	-3465	34
35.4	33.6	28	-3065	30
33.4	31.6	26	-2865	28
31.4	29.6	24	-2665	26
29.4	27.6	22	-2465	24
27.4	25.6	20	-2265	22
25.4	23.6	18	-2065	20
23.4	21.6	16	-1865	18
21.4	19.6	14	-1665	16
19.4	17.6	12	-1465	14
17.4	15.6	10	-1265	12
15.4	13.6	8	-1065	10
13.4	11.6	6	-0865	8
11.4	9.6	4	53313-0665	6
(C)	B	A	MATERIAL NO.	CKT.

REVISED EC NO: J2007-0432 DRWNG: SAITOO1 2006/08/11 CHKD: THARUYAMA 2006/08/21 APPR: NUKITA 2006/08/23	DESCRIPTION	GENERAL TOLERANCES (UNLESS SPECIFIED)		DIMENSION STYLE MM ONLY		SCALE 4:1	DESIGN UNITS METRIC	THIRD ANGLE PROJECTION	
		10 UNDER	± 0.2	DRAWN BY A. IDA	DATE 2003/05/07	TITLE 2.0 W/B DUAL ROW S/T HEADER ASSY			
		10 OVER 30 UNDER	± 0.25	CHECKED BY J. MIYAZAWA	DATE 2003/05/07	MOLEX INCORPORATED			
		30 OVER	± 0.3	APPROVED BY Y. ITO	DATE 2003/05/07				
A	REV	ANGULAR	± 3 °	MATERIAL NO. SEE CHART	DOCUMENT NO. SD-53313-002	SHEET NO. 1 OF 1	THIS DRAWING CONTAINS INFORMATION THAT IS PROPRIETARY TO MOLEX INCORPORATED AND SHOULD NOT BE USED WITHOUT WRITTEN PERMISSION		

MATERIAL 材料  
注記参照  
SEE NOTES